

**Primary Children Served by Jurisdiction of Case County  
May 2024 - Includes IL Youth**

Lee	Collier	Charlotte	Hendry	Glades	Grand Total
1075	244	140	125	19	1603

**In-Home Case County Jurisdiction**

Lee	Collier	Charlotte	Hendry	Glades	Grand Total
468	90	80	38	1	677

**Kinship Relative - Kinship Non-Relative Placements**

	Charlotte	Collier	Glades	Hendry	Lee	Grand Total
Relative	9	20	5	24	96	154
Non-relative	7	11	6	16	46	86
<b>Grand Total</b>	<b>16</b>	<b>31</b>	<b>11</b>	<b>40</b>	<b>142</b>	<b>240</b>

**Kinship Level 1 Licensed Placements**

Lee	Collier	Hendry	Charlotte	Glades	Grand Total
137	42	22	13	1	215

**Foster Home Placements**

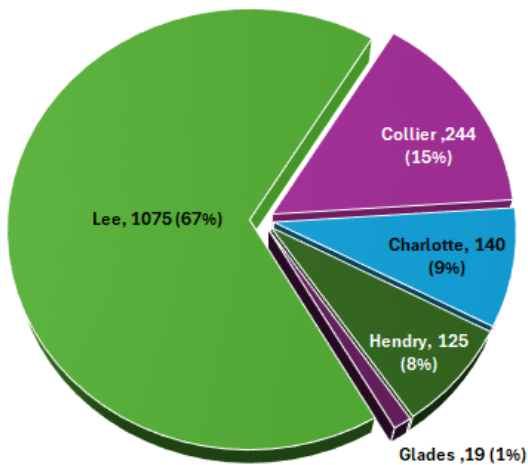
Lee	Collier	Charlotte	Hendry	Glades	Grand Total
203	57	21	9	5	295

**Other Out of Home Placements**

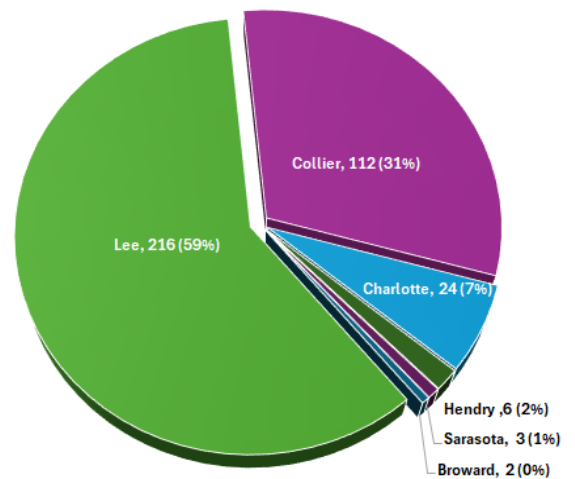
Lee	Collier	Hendry	Charlotte	Glades	Grand Total
125	24	16	10	1	176

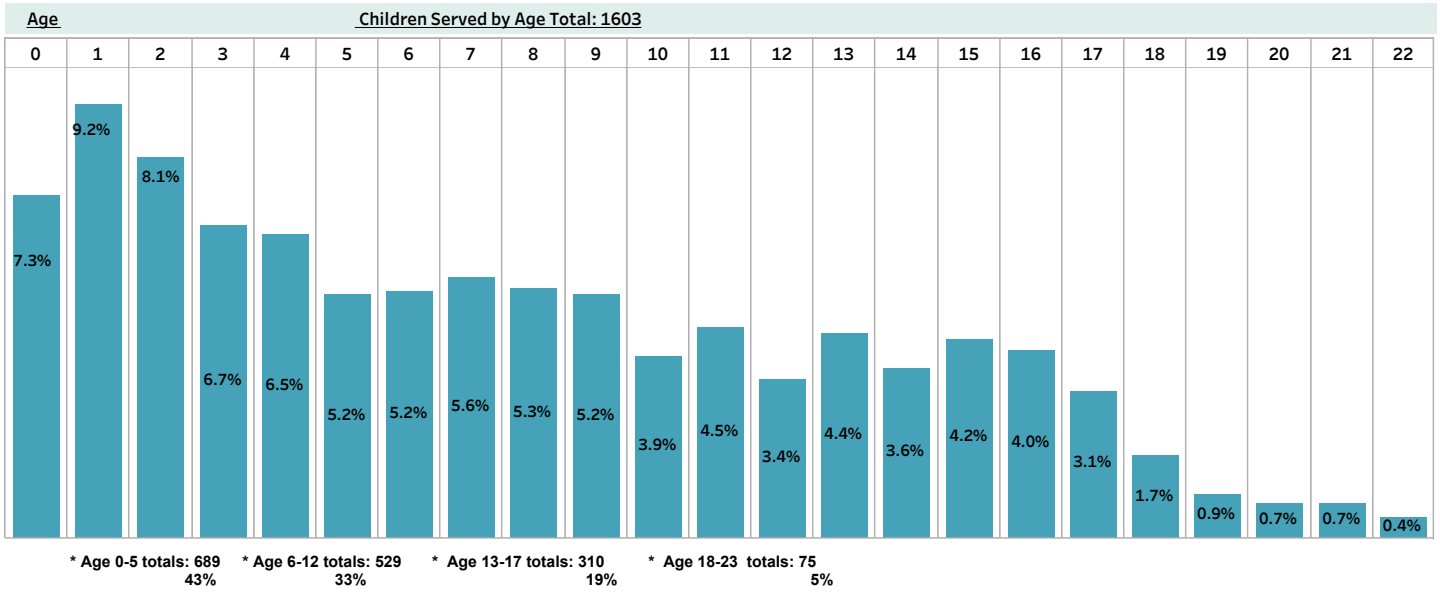
(Other Includes: Adoption Placement, Correctional Placement, Missing Child, Medical-Mental Hospital, EFC and Visitation)

**Children Served by Case County  
Total: 1603**



**Children Served by Diversion & Prevention  
Total: 363**





**Children Served by Race**

White	Black	American Indian	Asian	All Other	Grand Total
1123	429	14	2	35	1603

**Children Served by Gender**

M	F	Grand Total
809	794	1,603