

**Primary Children Served by Jurisdiction of Case County  
January - 2023 - Includes IL Youth**

Lee	Collier	Charlotte	Hendry	Glades	Grand Total
1223	313	167	108	20	1831

**In-Home Case County Jurisdiction**

Lee	Collier	Charlotte	Hendry	Grand Total
447	105	85	4	641

**Kinship Relative - Kinship Non-Relative Placements**

	Lee	Collier	Hendry	Charlotte	Glades	Grand Total
Relative	124	47	26	12	4	213
Non-relative	53	19	11	9	8	100
Grand Total	177	66	37	21	12	313

**Kinship Level 1 Licensed Placements**

Lee	Collier	Hendry	Charlotte	Glades	Grand Total
199	47	30	26	4	306

**Foster Home Placements**

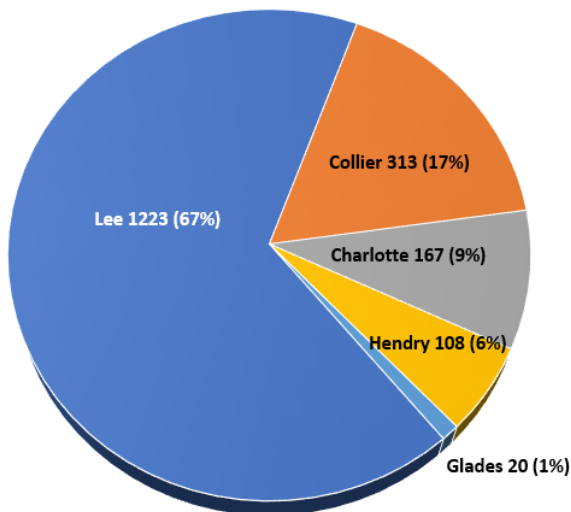
Lee	Collier	Hendry	Charlotte	Glades	Grand Total
300	62	31	23	2	418

**Other Out of Home Placements**

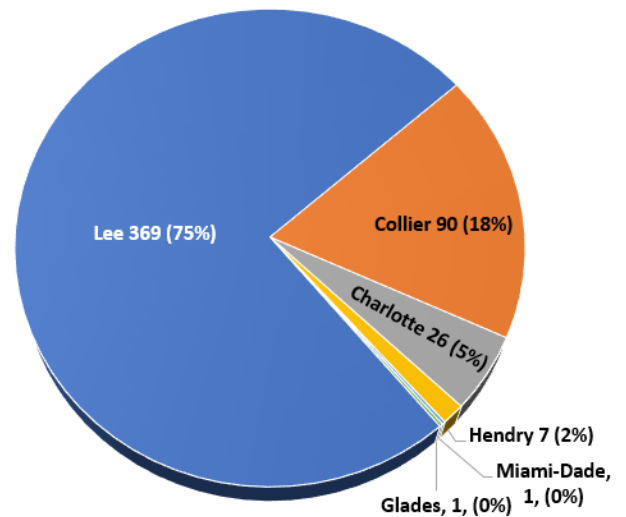
Lee	Collier	Charlotte	Hendry	Glades	Grand Total
96	31	12	6	2	147

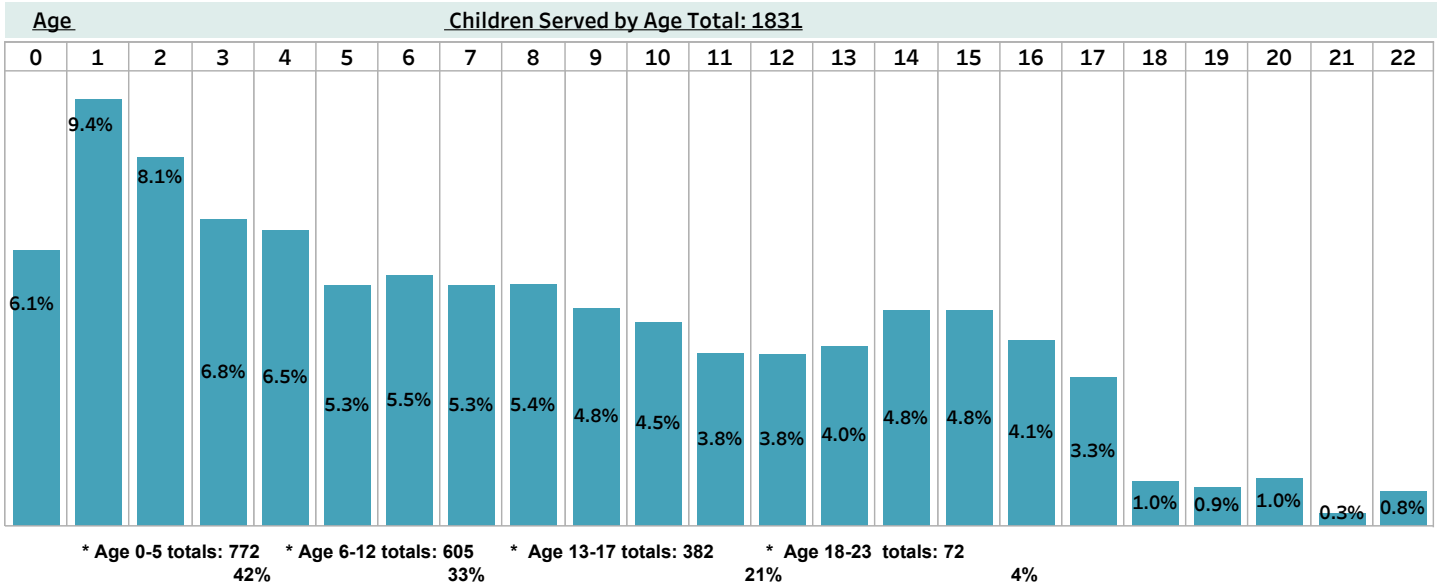
(Other Includes: Adoption Placement, Correctional Placement, Missing Child, Medical-Mental Hospital, EFC and Visitation)

**Primary Children Served by Case County  
Total: 1831**



**Children Served by Diversion & Prevention  
Total: 494**





**Children Served by Race**

White	Black	American Indian	Asian	All Other	Grand Total
1331	440	19	8	33	1831

**Children Served by Gender**

F	M	Grand Total
922	909	1,831