

**Primary Children Served by Jurisdiction of Case County
November - 2022 - Includes IL Youth**

Lee	Collier	Charlotte	Hendry	Glades	Grand Total
1272	300	195	123	15	1905

In-Home Case County Jurisdiction

Lee	Charlotte	Collier	Hendry	Glades	Grand Total
480	109	98	24	1	712

Kinship Relative - Kinship Non-Relative Placements

	Lee	Collier	Hendry	Charlotte	Glades	Grand Total
Relative	120	42	24	18	4	208
Non-relative	48	13	8	10	2	81
Grand Total	168	55	32	28	6	289

Kinship Level 1 Licensed Placements

Lee	Collier	Hendry	Charlotte	Glades	Grand Total
196	48	35	18	4	301

Foster Home Placements

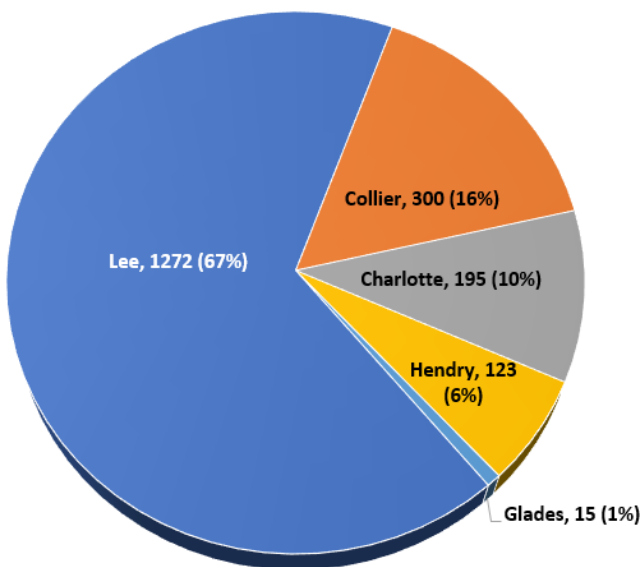
Lee	Collier	Charlotte	Hendry	Glades	Grand Total
316	61	30	24	2	433

Other Out of Home Placements

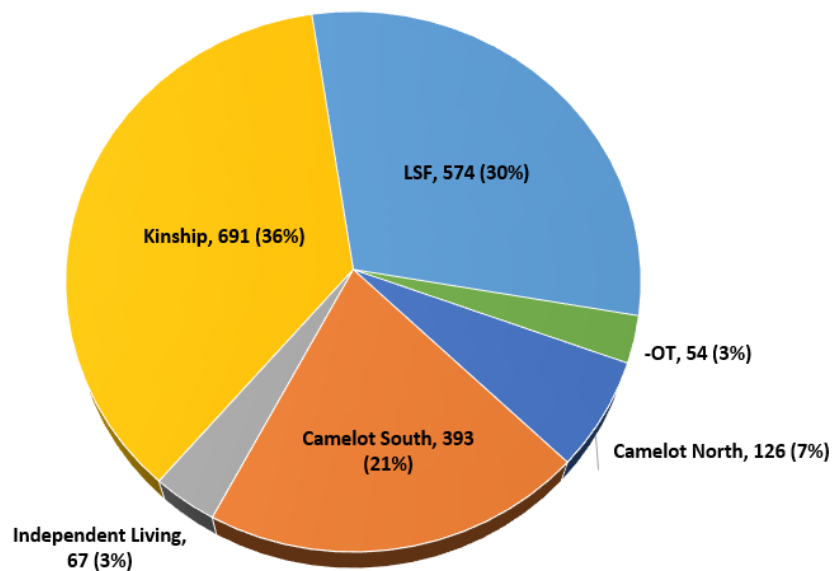
Lee	Collier	Charlotte	Hendry	Glades	Grand Total
112	38	10	8	2	170

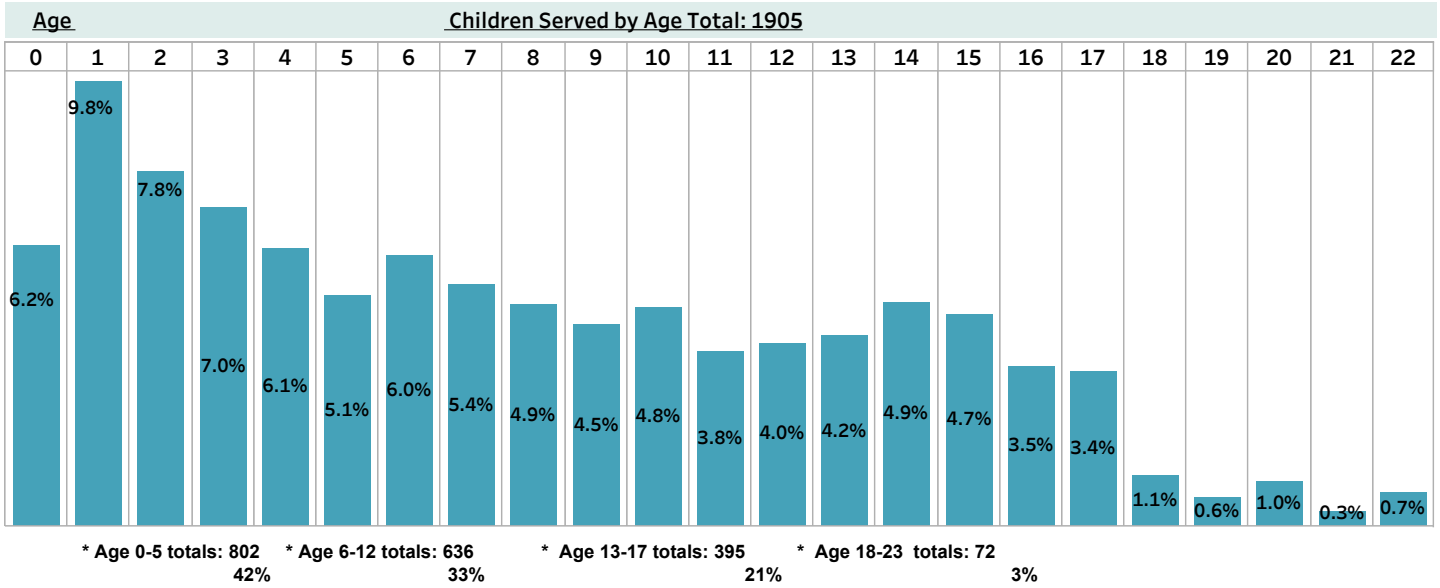
(Other Includes: Adoption Placement, Correctional Placement, Missing Child, Medical-Mental Hospital, EFC and Visitation)

Children Served by Case County
Total: 1905



Children Served by CMO
Total: 1905





Children Served by Race

Race	Count
White	1388
Black	446
American Ind..	15
Asian	7
All Other	48
Hawaiian	1
Grand Total	1905

Children Served by Gender

Gender	Count
F	964
M	941
Grand Total	1,905