

**Primary Children Served by Jurisdiction of Case County
September - 2022 - Includes IL Youth**

Lee	Collier	Charlotte	Hendry	Glades	Grand Total
1227	280	175	121	15	1818

In-Home Case County Jurisdiction

Lee	Charlotte	Collier	Hendry	Glades	Grand Total
438	90	85	27	1	641

Kinship Relative - Kinship Non-Relative Placements

	Lee	Collier	Hendry	Charlotte	Glades	Grand Total
Relative	127	44	24	17	4	216
Non-relative	54	19	12	3	1	89
Grand Total	181	63	36	20	5	305

Kinship Level 1 Licensed Placements

Lee	Collier	Hendry	Charlotte	Glades	Grand Total
195	41	29	23	4	292

Foster Home Placements

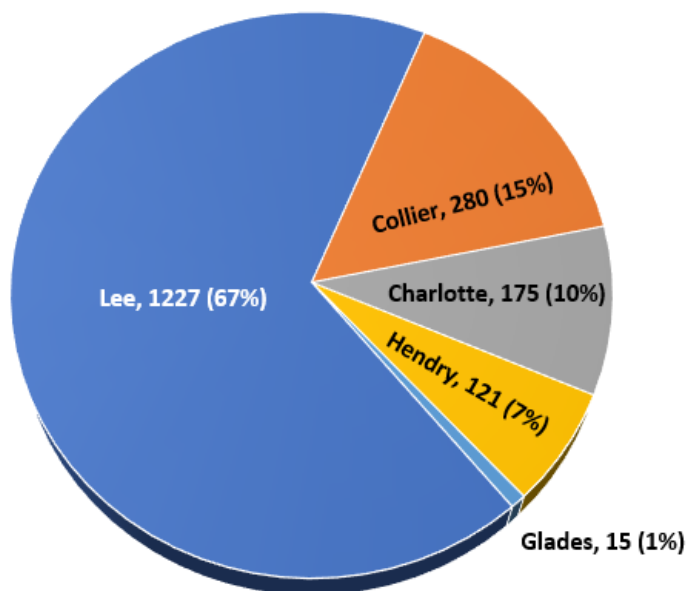
Lee	Collier	Charlotte	Hendry	Glades	Grand Total
308	57	33	23	3	424

Other Out of Home Placements

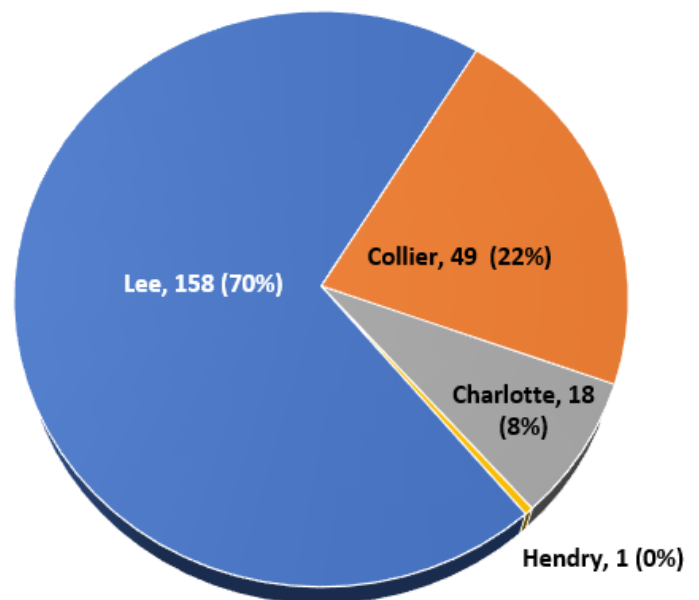
Lee	Collier	Charlotte	Hendry	Glades	Grand Total
105	34	9	6	2	156

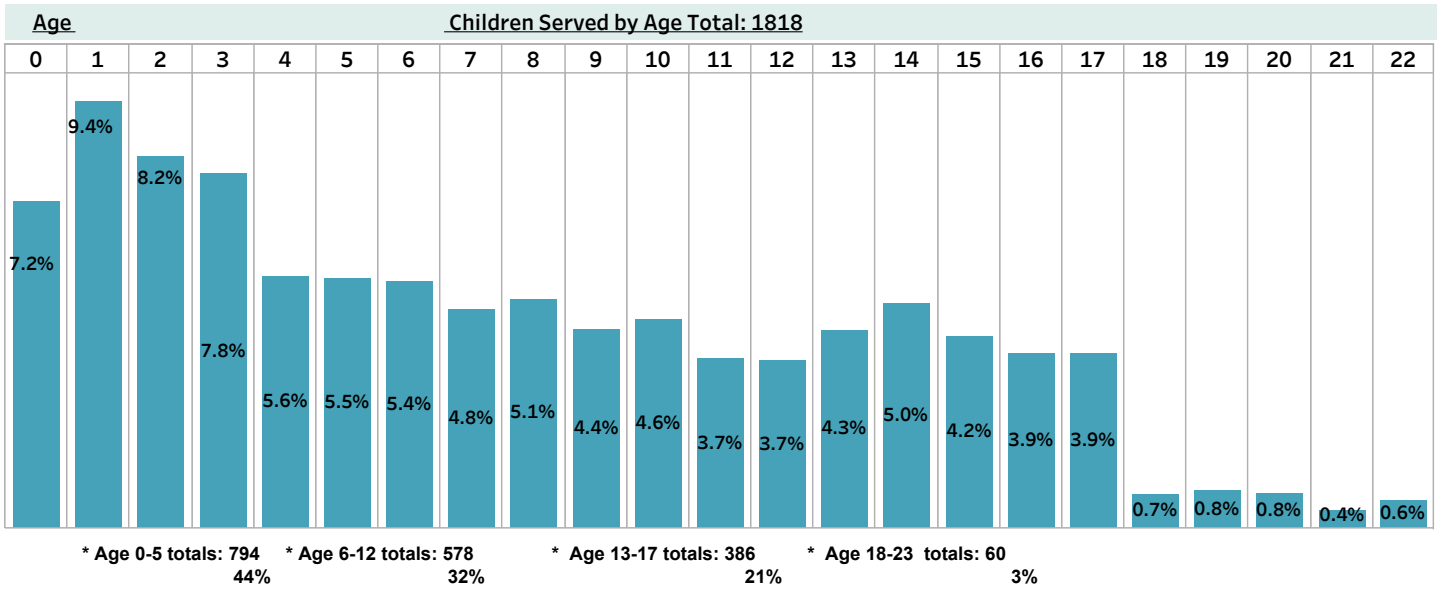
(Other Includes: Adoption Placement, Correctional Placement, Missing Child, Medical-Mental Hospital, EFC and Visitation)

**Children Served by Case County
Total: 1818**



**Children Served by Diversion & Prevention
Total: 226**





Children Served by Race

White	Black	American Indian	Asian	All Other	Grand Total
1310	441	17	6	44	1818

Children Served by Gender

F	M	Grand Total
914	904	1,818